



SHIVOM INVESTMENT & CONSULTANCY LIMITED

91, N. S. Road, 3rd Floor, Vilayati Kothi, Kolkata - 700001

Phone no. 033 32627554, Email ID: shivomicl@gmail.com

Website : www.shivominvestmentconsultancyttd.com

CIN: L74140WB1990PLC049044

April 21, 2016

To,
Compliance Department
Metropolitan Stock Exchange of India Limited
Vibgyor Towers, 4th floor, Plot No C 62, G - Block,
Opp. Trident Hotel, Bandra Kurla Complex,
Bandra (E),
Mumbai - 400 098

To,
Corporate Relationship Dept.,
The Calcutta Stock Exchange Limited
7 Lyons Range,
Kolkata - 700 001

Sub: Quarterly Compliance of Shareholding pattern as per SEBI Regulation 31(1) (b) for the quarter ended 31ST March, 2016

Dear Sir/Madam

Pursuant to Regulation 31(1) (b) of SEBI Listing Regulation, 2015, (LODR), We are Enclosing herewith the Shareholding Pattern for the quarter ended as on 31st March, 2016.

Kindly take the above information on record.

Thanking you,

Yours faithfully,

Shivom Investment & Consultancy Limited :

Director

Pradip Kumar Sultania
Managing Director

Holding of specified securities

Annexure - I

- 1 Name of Listed Entity : SHIVOM INVESTMENT & CONSULTANCY LIMITED
- 2 Share Holding Pattern Filed under: Reg. 31(1) (b) : Quarter Ended 31/03/2016
- 3 Declaration:

	Particulars	Yes	No
1	Whether the Listed Entity has issued any partly paid up shares		No
2	Whether the Listed Entity has issued any Convertible Securities or Warrants?		No
3	Whether the Listed Entity has any shares against which depository receipt are issued?		No
4	Whether the Listed Entity has any shares in locked-in?		No
5	Whether any shares held by promoters are pledge or otherwise encumbered?		No

- 4 The tabular format for disclosure of holding of specified securities is as follows:-




Table I - Summary Statement holding of specified securities

Category (i)	Category of shareholder (ii)	Nos. of shareholders (iii)	No. of fully paid-up equity shares held (iv)	No. of partly paid-up equity shares held (v)	No. of shares underlying Depository Receipt (vi)	Total nos. shares held (vii) = (iv)+(v)+(vi)	Shareholding as a % of total no. of shares (calculated as per SCRR, 1987) (viii) As a % of (A+B+C2)	Number of Voting Rights held in each class of securities (ix)			No. of Shares Underlying convertible securities (including Warrants) (x)	Shareholding as a % assuming full conversion of convertible securities (as a percentage of diluted share capital) (xi) = (vii)+(x) as a % of (A+B+C)	Number of Locked in shares (xii)		Number of Shares pledged or otherwise encumbered (xiii)		Number of equity shares held in dematerialized form (xiv)	
								No. of Voting Rights					Total as a % of (A+B+C)	No. (a)	As a % of total Shares held (b)	No. (e)		As a % of total Shares held (b)
								Class eqg	Class eqg	Total								
(A)	Promoter & Promoter Group	0	0	0	0	0	0.000	0	0	0.000	0	0.000	0	0.000	0	0		
(B)	Public	3712	69951325	0	0	69951325	100.000	69951325	0	100.000	0	0.000	0	0.000	0	51651360		
(C)	Non Promoter - Non Public																	
(C1)	Shares underlying DRs																	
(C2)	Shares held by Employee Trusts																	
	TOTAL	3712	69951325	0	0	69951325	100.000	69951325	0	100.000	0	0.000	0	0.000	0	51651360		





Table I - Statement showing shareholding pattern of the Promoter and Promoter Group

(1)	(i)	(ii)	(iii)	(iv)	(v)	(vi)	(vii)	(ix)			(x)	(xi)	(xii)		(xiii)		(xiv)			
								No. of Voting Rights					Total as a % of Total Voting rights	No. of Shares Underlying Outstanding convertible securities (including Warrants) (X)	Shareholding as a % assuming full conversion of convertible securities (as a percentage of diluted share capital) (XI)-(X) as a %	No. (a)		As a % of total Shares held (b)	No. (e)	As a % of total Shares held (b)
								Class X	Class Y	Total										
(1)	Indian Individual/Hindu undivided Family	0	0	0	0	0	0.000	0	0	0	0.000	0	0.000	0	0.000	0	0			
(a)	Central Government/State Government(s)	0	0	0	0	0	0.000	0	0	0	0.000	0	0.000	0	0.000	0	0			
(b)	Financial Institutions/Banks	0	0	0	0	0	0.000	0	0	0	0.000	0	0.000	0	0.000	0	0			
(c)	Any Other Bodies Corporate	0	0	0	0	0	0.000	0	0	0	0.000	0	0.000	0	0.000	0	0			
(d)	Trusts	0	0	0	0	0	0.000	0	0	0	0.000	0	0.000	0	0.000	0	0			
(e)	Cleaning Members	0	0	0	0	0	0.000	0	0	0	0.000	0	0.000	0	0.000	0	0			
(f)	Sub-Total (A)(1)	0	0	0	0	0	0.000	0	0	0	0.000	0	0.000	0	0.000	0	0			
(2)	Foreign	0	0	0	0	0	0.000	0	0	0	0.000	0	0.000	0	0.000	0	0			
(a)	Individuals (Non-Resident Individual/Foreign Individuals)	0	0	0	0	0	0.000	0	0	0	0.000	0	0.000	0	0.000	0	0			
(b)	Government	0	0	0	0	0	0.000	0	0	0	0.000	0	0.000	0	0.000	0	0			
(c)	Institutions	0	0	0	0	0	0.000	0	0	0	0.000	0	0.000	0	0.000	0	0			
(d)	Foreign Portfolio Investor	0	0	0	0	0	0.000	0	0	0	0.000	0	0.000	0	0.000	0	0			
(e)	Any Other OCEBs	0	0	0	0	0	0.000	0	0	0	0.000	0	0.000	0	0.000	0	0			
(f)	Sub-Total (A)(2)	0	0	0	0	0	0.000	0	0	0	0.000	0	0.000	0	0.000	0	0			
	Total Shareholding of Promoter and Promoter Group (A)=(A)(1)+(A)(2)	0	0	0	0	0	0.000	0	0	0	0.000	0	0.000	0	0.000	0	0			






Table III - Statement showing shareholding pattern of the Public shareholder

Category & Name of shareholders (i)	PAN (ii)	Nos. of shareholders (iii)	No. of fully paid up equity shares held (iv)	No. of partly paid-up equity shares held (v)	Nos. of underlying Depository Receipt (vi)	Total nos. shares held (vii) = (v)+(vi)	Shareholding % calculated as per SCRR, 1957 (A+B+C2) (viii)	Number of Voting Rights held in each class of securities (ix)			No. of Shares Underlying convertible securities (including Warrants) (X)	Shareholding as a % assuming full conversion of convertible securities (as a percentage of diluted share capital) (xi) = (X)/(A+B+C)	Number of Locked in shares (xii)		Number of Shares pledged or otherwise encumbered (a)	As a % of total Shares held (b)	Number of equity shares held in form dematerialized (xiii)
								No. of Voting Rights		Total			As a % of total Shares held (b)	As a % of total Shares held (b)			
								Class x	Class y								
(1) Institutions		0	0	0	0	0	0.000	0	0	0	0.000	0	0.000	0	0.000	0	0
(a) Mutual Funds		0	0	0	0	0	0.000	0	0	0	0.000	0	0.000	0	0.000	0	0
(b) Venture Capital Funds		0	0	0	0	0	0.000	0	0	0	0.000	0	0.000	0	0.000	0	0
(c) Alternate Investment Funds		0	0	0	0	0	0.000	0	0	0	0.000	0	0.000	0	0.000	0	0
(d) Foreign Venture Capital Investors		0	0	0	0	0	0.000	0	0	0	0.000	0	0.000	0	0.000	0	0
(e) Foreign Portfolio Investors		0	0	0	0	0	0.000	0	0	0	0.000	0	0.000	0	0.000	0	0
(f) Financial Institutions/Banks		0	0	0	0	0	0.000	0	0	0	0.000	0	0.000	0	0.000	0	0
(g) Insurance Companies		0	0	0	0	0	0.000	0	0	0	0.000	0	0.000	0	0.000	0	0
(h) Provident Funds/Pension Funds		0	0	0	0	0	0.000	0	0	0	0.000	0	0.000	0	0.000	0	0
(i) Any Other Foreign Institutional Investors		0	0	0	0	0	0.000	0	0	0	0.000	0	0.000	0	0.000	0	0
(j) QFI - Corporate		0	0	0	0	0	0.000	0	0	0	0.000	0	0.000	0	0.000	0	0
Sub-Total (B)(1)		0	0	0	0	0	0.000	0	0	0	0.000	0	0.000	0	0.000	0	0
(2) Central Government/State Government(s)/President of India		0	0	0	0	0	0.000	0	0	0	0.000	0	0.000	0	0.000	0	0
Sub-Total (B)(2)		0	0	0	0	0	0.000	0	0	0	0.000	0	0.000	0	0.000	0	0
(3) Non-Institutions		0	0	0	0	0	0.000	0	0	0	0.000	0	0.000	0	0.000	0	0
(a) Individuals		0	0	0	0	0	0.000	0	0	0	0.000	0	0.000	0	0.000	0	0
i) Individual shareholders holding nominal share capital up to Rs.2 Lakhs.		2860	26048432	0	0	26048432	37.238	26048432	0	26048432	37.238	0	0.000	0	0.000	0	17086327
ii) Individual shareholders holding nominal share capital in excess of Rs.2 Lakhs.		773	39663770	0	0	39663770	56.702	39663770	0	39663770	56.702	0	0.000	0	0.000	0	30546280
(b) TEJINDER SINGH	ALOP55483C	0	825000	0	0	825000	1.179	825000	0	825000	1.179	0	0.000	0	0.000	0	0
(c) NBFCs registered with RBI		0	0	0	0	0	0.000	0	0	0	0.000	0	0.000	0	0.000	0	0
(d) Employee Funds		0	0	0	0	0	0.000	0	0	0	0.000	0	0.000	0	0.000	0	0
(e) Overseas Depositors (holding DRs)/balancing figure		0	0	0	0	0	0.000	0	0	0	0.000	0	0.000	0	0.000	0	0
(f) Any Other		0	0	0	0	0	0.000	0	0	0	0.000	0	0.000	0	0.000	0	0
(g) Bodies Corporate		78	4238823	0	0	4238823	6.060	4238823	0	4238823	6.060	0	0.000	0	0.000	0	4018453
(h) QFI - Individual		0	0	0	0	0	0.000	0	0	0	0.000	0	0.000	0	0.000	0	0
(i) NRI / OCBs		0	0	0	0	0	0.000	0	0	0	0.000	0	0.000	0	0.000	0	0
(j) Trusts		0	0	0	0	0	0.000	0	0	0	0.000	0	0.000	0	0.000	0	0
(k) Clearing Members		1	300	0	0	300	0.000	300	0	300	0.000	0	0.000	0	0.000	0	300
Sub-Total (B)(3)		3712	69951325	0	0	69951325	100.000	69951325	0	69951325	100.000	0	0.000	0	0.000	0	51651360
Total Public Shareholding (B)=(1)+(2)+(3)		3712	69951325	0	0	69951325	100.000	69951325	0	69951325	100.000	0	0.000	0	0.000	0	51651360

Table IV - Statement showing shareholding pattern of the Non Promoter - Non Public shareholder

Category & Name of shareholders (i)	PAN (ii)	Nos. of shareholders (iii)	No. of fully paid up equity shares held (iv)	No. of partly paid-up equity shares held (v)	Nos. of shares underlying Depository Receipt (vi)	Total nos. shares held (vii) = (iv)+(v)+(vi)	Shareholding % calculated as per SCRR, 1957 As a % of (A+B+C2) (viii)	Number of Voting Rights held in each class of securities (ix)			No. of Shares Underlying Outstanding convertible securities (including Warrants) (x)	Shareholding as a % assuming full conversion of convertible securities (as a percentage of diluted share capital) (Xj)= (vii)+(x) as a % of (A+B+C)	Number of Locked in shares (xi)		Number of Shares pledged or otherwise encumbered (xii)		Number of equity shares held in dematerialized form (xiv)
								No. of Voting Rights					No. (a)	As a % of total Shares held (b)	No. (a)	As a % of total Shares held (b)	
								Class x	Class y	Total							
(1) Custodian DR Holder																	
(2) Employee Benefit Trust (under SEBI (share based Employee Benefit) Regulations, 2014																	
Total Non-Promoter - Non-Public Shareholding (C)=(1)+(2)																	

