


## Introductory sub-table (I)(a)

|  |                                      |  |   |
|--|--------------------------------------|--|---|
| <b>Name of the Company: SHIV OM INVESTMENT &amp; CONSULTANCY LIMITED</b>                                     |                                      |  |   |
| <b>Scrip Code, class of security: 26116,EQUITY</b>   |                                      |  |   |
| <b>Quarter Ended: 31st December, 2014</b>  |                                      |  |   |
| <b>Partly paid-up shares:-</b>   | <b>No. of partly paid-up shares</b>  | <b>As a % of total no. of partly paid-up shares</b>              | <b>As a % of total no. of shares of the company</b>   |
| Held by promoter/promoter group  | Nil                                  | Nil  | Nil   |
| Held by public   | Nil                                  | Nil  | Nil   |
| <b>Total - D</b>   | <b>Nil</b>                           | <b>Nil</b>   | <b>Nil</b>  |
| <b>Outstanding convertible securities:-</b>  | <b>No. of outstanding securities</b> | <b>As a % of total no. of outstanding convertible securities</b> | <b>As a % of total no. of shares of the company, assuming full conversion of the convertible securities</b> |
| Held by promoter/promoter group  | Nil                                  | Nil  | Nil   |
| Held by public   | Nil                                  | Nil  | Nil   |
| <b>Total - E</b>   | <b>Nil</b>                           | <b>Nil</b>   | <b>Nil</b>  |
| <b>Warrants:-</b>  | <b>No. of warrants</b>               | <b>As a % of total no. of warrants</b>                           | <b>As a % of total no. of shares of the company, assuming full conversion of warrants</b>                   |
| Held by promoter/promoter group  | Nil                                  | Nil  | Nil   |
| Held by public   | Nil                                  | Nil  | Nil   |
| <b>Total - F</b>   | <b>Nil</b>                           | <b>Nil</b>   | <b>Nil</b>  |
| <b>Total paid-up capital of the company, assuming full conversion of warrants and convertible securities</b> |                                      | <b>69,95,13,250</b>  |   |




**Statement Showing Shareholding Pattern**

| Category code | Category of Shareholder   | Number of Shareholders | Total number of shares | Number of shares held in dematerialized form | Total shareholding as a percentage of total number of shares |                            | Shares Pledged or otherwise encumbered |                        |
|---------------|---|------------------------|------------------------|--|--|----------------------------|--|------------------------|
|               |   |                        |                        |  | As a percentage of (A+B) <sup>1</sup>                        | As a percentage of (A+B+C) | Number of shares                       | As a percentage        |
|               |   |                        |                        |  | (VI)   | (VII)                      | (VIII)                                 | (IX) = (VIII)/(IV)*100 |
| (I)           | (II)  | (III)                  | (IV)                   | (V)  | (VI)   | (VII)                      | (VIII)                                 | (IX) = (VIII)/(IV)*100 |
| <b>(A)</b>    | <b>Shareholding of Promoter and Promoter Group<sup>2</sup></b>                          |                        |                        |  |  |                            |  |                        |
| <b>1</b>      | <b>Indian</b>   |                        |                        |  |  |                            |  |                        |
| (a)           | Individuals/ Hindu Undivided Family   | 0                      | 0                      | 0  | 0.00   | 0.00                       | 0                                      | 0.00                   |
| (b)           | Central Government/ State Government(s)   | 0                      | 0                      | 0  | 0.00   | 0.00                       | 0                                      | 0.00                   |
| (c)           | Bodies Corporate  | 0                      | 0                      | 0  | 0.00   | 0.00                       | 0                                      | 0.00                   |
| (d)           | Financial Institutions/ Banks   | 0                      | 0                      | 0  | 0.00   | 0.00                       | 0                                      | 0.00                   |
| (e)           | Any Others(Specify)   | 0                      | 0                      | 0  | 0.00   | 0.00                       | 0                                      | 0.00                   |
| (e-i)         |   | 0                      | 0                      | 0  | 0.00   | 0.00                       | 0                                      | 0.00                   |
| (e-ii)        |   |                        |                        |  |  |                            |  |                        |
|               | <b>Sub Total(A)(1)</b>  | <b>0</b>               | <b>0</b>               | <b>0</b>                                     | <b>0.00</b>  | <b>0.00</b>                | <b>0</b>                               | <b>0.00</b>            |
| <b>2</b>      | <b>Foreign</b>  |                        |                        |  |  |                            |  |                        |
| a             | Individuals (Non-Residents Individuals/ Foreign Individuals)                            | 0                      | 0                      | 0  | 0.00   | 0.00                       | 0                                      | 0.00                   |
| b             | Bodies Corporate  | 0                      | 0                      | 0  | 0.00   | 0.00                       | 0                                      | 0.00                   |
| c             | Institutions  | 0                      | 0                      | 0  | 0.00   | 0.00                       | 0                                      | 0.00                   |
| d             | Any Others(Specify)   | 0                      | 0                      | 0  | 0.00   | 0.00                       | 0                                      | 0.00                   |
| d-i           |   | 0                      | 0                      | 0  | 0.00   | 0.00                       | 0                                      | 0.00                   |
| d-ii          |   | 0                      | 0                      | 0  | 0.00   | 0.00                       | 0                                      | 0.00                   |
|               | <b>Sub Total(A)(2)</b>  | <b>0</b>               | <b>0</b>               | <b>0</b>                                     | <b>0.00</b>  | <b>0.00</b>                | <b>0</b>                               | <b>0.00</b>            |
|               | <b>Total Shareholding of Promoter and Promoter Group (A)= (A)(1)+(A)(2)</b>             | <b>0</b>               | <b>0</b>               | <b>0</b>                                     | <b>0.00</b>  | <b>0.00</b>                | <b>0</b>                               | <b>0.00</b>            |
| <b>(B)</b>    | <b>Public shareholding</b>  |                        |                        |  |  |                            |  |                        |
| <b>1</b>      | <b>Institutions</b>   |                        |                        |  |  |                            |  |                        |
| (a)           | Mutual Funds/ UTI   | 0                      | 0                      | 0  | 0.00   | 0.00                       | 0                                      | 0.00                   |
| (b)           | Financial Institutions / Banks  | 0                      | 0                      | 0  | 0.00   | 0.00                       | 0                                      | 0.00                   |
| (c)           | Central Government/ State Government(s)   | 0                      | 0                      | 0  | 0.00   | 0.00                       | 0                                      | 0.00                   |
| (d)           | Venture Capital Funds   | 0                      | 0                      | 0  | 0.00   | 0.00                       | 0                                      | 0.00                   |
| (e)           | Insurance Companies   | 0                      | 0                      | 0  | 0.00   | 0.00                       | 0                                      | 0.00                   |
| (f)           | Foreign Institutional Investors   | 0                      | 0                      | 0  | 0.00   | 0.00                       | 0                                      | 0.00                   |
| (g)           | Foreign Venture Capital Investors   | 0                      | 0                      | 0  | 0.00   | 0.00                       | 0                                      | 0.00                   |
| (h)           | Any Other (specify)   | 0                      | 0                      | 0  | 0  | 0                          | 0                                      | 0.00                   |
| (h-i)         |   |                        |                        |  |  |                            |  |                        |
| (h-ii)        |   |                        |                        |  |  |                            |  |                        |
|               | <b>Sub-Total (B)(1)</b>   | <b>0</b>               | <b>0</b>               | <b>0</b>                                     | <b>0.00</b>  | <b>0.00</b>                | <b>0</b>                               | <b>0.00</b>            |
| <b>B 2</b>    | <b>Non-institutions</b>   |                        |                        |  |  |                            |  |                        |
| (a)           | Bodies Corporate  | 78                     | 4780873                | 4560503                                      | 6.83   | 6.83                       | 0                                      | 0.00                   |
| (b)           | Individuals   |                        |                        |  |  |                            |  |                        |
| I             | Individuals -i. Individual shareholders holding nominal share capital up to Rs 1 lakh   | 1916                   | 11462462               | 7020037                                      | 16.39  | 16.39                      | 0                                      | 0.00                   |
| II            | ii. Individual shareholders holding nominal share capital in excess of Rs. 1 lakh.      | 1705                   | 53707690               | 34756695                                     | 76.78  | 76.78                      | 0                                      | 0.00                   |
| (c)           | Any Other (specify)   | 0                      | 0                      | 0  | 0  | 0                          | 0                                      | 0.00                   |
| (c-i)         | Clearing member   | 1                      | 300                    | 300  | 0.00   | 0.00                       | 0                                      | 0.00                   |
| (c-ii)        |   | 0                      | 0                      | 0  | 0.00   | 0.00                       | 0                                      | 0.00                   |
|               | <b>Sub-Total (B)(2)</b>   | <b>3700</b>            | <b>69951325</b>        | <b>46337535</b>                              | <b>100.00</b>  | <b>100.00</b>              | <b>0</b>                               | <b>0.00</b>            |
| <b>(B)</b>    | <b>Total Public Shareholding (B)= (B)(1)+(B)(2)</b>                                     | <b>3700</b>            | <b>69951325</b>        | <b>46337535</b>                              | <b>100.00</b>  | <b>100.00</b>              | <b>0</b>                               | <b>0.00</b>            |
|               | <b>TOTAL (A)+(B)</b>  | <b>3700</b>            | <b>69951325</b>        | <b>46337535</b>                              | <b>100.00</b>  | <b>100.00</b>              | <b>0</b>                               | <b>0.00</b>            |
| <b>(C)</b>    | <b>Shares held by Custodians and against which Depository Receipts have been issued</b> |                        |                        |  |  |                            |  |                        |
| <b>1</b>      | <b>Promoter and Promoter Group</b>  | <b>0</b>               | <b>0</b>               | <b>0</b>                                     | <b>0</b>   | <b>0.00</b>                | <b>0</b>                               | <b>0.00</b>            |
| <b>2</b>      | <b>Public</b>   | <b>0</b>               | <b>0</b>               | <b>0</b>                                     | <b>0</b>   | <b>0</b>                   | <b>0</b>                               | <b>0</b>               |
|               | <b>Sub-Total (C)</b>  | <b>0</b>               | <b>0</b>               | <b>0</b>                                     | <b>0</b>   | <b>0</b>                   | <b>0</b>                               | <b>0</b>               |
| <b>A</b>      | <b>GRAND TOTAL (A)+(B)+(C)</b>  | <b>3700</b>            | <b>69951325</b>        | <b>46337535</b>                              | <b>100.00</b>  | <b>100.00</b>              | <b>0</b>                               | <b>0.00</b>            |




| Sr.No | Notes |
|-------|-------|
| 1     |       |
| 2     |       |
| 3     |       |
| 4     |       |
| 5     |       |
| 6     |       |
| 7     |       |
| 8     |       |
| 9     |       |



**(I)(b) Statement showing holding of securities (including shares, warrants, convertible securities) of persons belonging to the category "Promoter and Promoter Group"**

| Sr. No.      | Name of the shareholder | Details of Shares held |                                   | Encumbered shares (*) |                    |  | Details of warrants     |   | Details of convertible securities     |   | Total shares (including underlying shares assuming full conversion of warrants and convertible securities) as a % of diluted share capital |
|--------------|-------------------------|------------------------|-----------------------------------|-----------------------|--------------------|--|-------------------------|---|---------------------------------------|---|--|
|              |                         | Number of shares held  | As a % of grand total (A)+(B)+(C) | No.                   | As a percentage    | As a % of grand total (A)+(B)+(C) of sub-clause (I)(a) | Number of warrants held | As a % total number of warrants of the same class | Number of convertible securities held | As a % total number of convertible securities of the same class |  |
| (i)          | (ii)                    | (iii)                  | (iv)                              | (v)                   | (vi)=(v)/(iii)*100 | (vii)  | (viii)                  | (ix)  | (x)                                   | (xi)  | (xii)  |
| 1            | NIL                     | 0                      | 0.00                              | 0                     | 0                  | 0  | 0                       | 0   | 0                                     | 0   | 0.00   |
| <b>TOTAL</b> |                         | <b>0</b>               | <b>0.00</b>                       | <b>0</b>              | <b>0</b>           | <b>0</b>   | <b>0</b>                | <b>0</b>  | <b>0</b>                              | <b>0</b>  |  |

(\*) The term "encumbrance" has the same meaning as assigned to it in regulation 28(3) of the SAST Regulations, 2011



**(I)(c)(i) Statement showing holding of securities (including shares, warrants, convertible securities) of persons belonging to the category "Public" and holding more than 1% of the total number of shares**

| Sr. No.      | Name of the shareholder | Number of shares held | Shares as a percentage of total number of shares (i.e., Grand Total (A)+(B)+(C) indicated in Statement at para (I)(a) above) | Details of warrants     |   | Details of convertible securities     |  | Total shares (including underlying shares assuming full conversion of warrants and convertible securities) as a % of diluted share capital |
|--------------|-------------------------|-----------------------|--|-------------------------|---|---------------------------------------|--|--|
|              |                         |                       |  | Number of warrants held | As a % total number of warrants of the same class | Number of convertible securities held | % w.r.t total number of convertible securities of the same class |  |
| 1            | Tejinder Singh          | 8,25,000              | 1.18   | 0                       | 0   | 0                                     | 0  | 1.18   |
|              |                         |                       |  |                         |   |                                       |  |  |
| <b>TOTAL</b> |                         | <b>8,25,000</b>       | <b>1.18</b>  | <b>0</b>                | <b>0</b>  | <b>0</b>                              | <b>0</b>   | <b>1.18</b>  |



(I)(c)(ii) Statement showing holding of securities (including shares, warrants, convertible securities) of persons (together with PAC) belonging to the category "Public" and holding more than 5% of the total number of shares of the company

| Sr. No.      | Name(s) of the shareholder(s) and the Persons Acting in Concert (PAC) with them | Number of shares | Shares as a percentage of total number of shares (i.e., Grand Total (A)+(B)+(C) indicated in Statement at para (I)(a) above) | Details of warrants |   | Details of convertible securities     |  | Total shares (including underlying shares assuming full conversion of warrants and convertible securities) as a % of diluted share capital |
|--------------|---|------------------|--|---------------------|---|---------------------------------------|--|--|
|              |   |                  |  | Number of warrants  | As a % total number of warrants of the same class | Number of convertible securities held | % w.r.t total number of convertible securities of the same class |  |
| 1            | NIL   | 0                | 0  | 0                   | 0   | 0                                     | 0  | 0  |
|              |   |                  |  |                     |   |                                       |  |  |
|              |   |                  |  |                     |   |                                       |  |  |
| <b>TOTAL</b> |   | <b>0</b>         | <b>0.00</b>  | <b>0</b>            | <b>0</b>  | <b>0</b>                              | <b>0</b>   | <b>0.00</b>  |




(I)(d) Statement showing details of locked-in shares as on 30.09.2014

| Sr. No.      | Name of the shareholder | Number of locked-in shares | Locked-in shares as a percentage of total number of shares {i.e., Grand Total (A)+(B)+(C) indicated in Statement at para (I)(a) above} | Promoter/ Promoter Group/ Public |
|--------------|-------------------------|----------------------------|--|----------------------------------|
| 1            | NIL                     | 0                          | 0  | -                                |
|              |                         |                            |  |                                  |
|              |                         |                            |  |                                  |
|              |                         |                            |  |                                  |
|              |                         |                            |  |                                  |
| <b>TOTAL</b> |                         |                            |  |                                  |



(II)(a) Statement showing details of Depository Receipts (DRs)

| Sr. No.      | Type of outstanding DR<br>(ADRs, GDRs, SDRs, etc.) | Number of outstanding<br>DRs | Number of shares<br>underlying outstanding DRs | Shares underlying outstanding DRs as a<br>percentage of total number of shares<br>{i.e., Grand Total (A)+(B)+(C) indicated<br>in Statement at para (I)(a) above} |
|--------------|--|------------------------------|--|--|
| 1            | NIL  | 0                            | 0  | 0.00   |
|              |  |                              |  |  |
|              |  |                              |  |  |
|              |  |                              |  |  |
| <b>TOTAL</b> |  | 0                            | 0  | 0.00   |





(II)(b) Statement showing holding of Depository Receipts (DRs), where underlying shares held by "promoter/promoter group" are in excess of 1% of the total number of shares

| Sr. No.      | Name of the DR Holder | Type of outstanding DR (ADRs, GDRs, SDRs, etc.) | Number of shares underlying outstanding DRs | Shares underlying outstanding DRs as a percentage of total number of shares {i.e., Grand Total (A)+(B)+(C) indicated in Statement at para (I)(a) above} |
|--------------|-----------------------|---|---|---|
| I            | NIL                   | 0   | 0   | 0.00  |
|              |                       |   |   |   |
|              |                       |   |   |   |
|              |                       |   |   |   |
|              |                       |   |   |   |
|              |                       |   |   |   |
|              |                       |   |   |   |
|              |                       |   |   |   |
|              |                       |   |   |   |
|              |                       |   |   |   |
|              |                       |   |   |   |
|              |                       |   |   |   |
|              |                       |   |   |   |
| <b>TOTAL</b> |                       | <b>0</b>  | <b>0</b>                                    | <b>0.00</b>   |

