


Introductory sub-table (I)(a)

| | | | |
|--|--------------------------------------|--|---|
| Name of the Company: SHIVOM INVESTMENT AND CONSULTANCY LIMITED | | | |
| Scrip Code :17099 , Name of the scrip : class of security: EQUITY | | | |
| Quarter ended: 31st March, 2013 | | | |
| Partly paid-up shares:- | No. of partly paid-up shares | As a % of total no. of partly paid-up shares | As a % of total no. of shares of the company |
| Held by promoter/promoter group | 0 | 0 | 0 |
| Held by public | 0 | 0 | 0 |
| Total | 0 | 0 | 0 |
| Outstanding convertible securities:- No. of outstanding securities | No. of outstanding securities | As a % of total no. of outstanding convertible securities | As a % of total no. of shares of the company, assuming full conversion of the convertible securities |
| Held by promoter/promoter group | 0 | 0 | 0 |
| Held by public | 0 | 0 | 0 |
| Total | 0 | 0 | 0 |
| Warrants:- | No. of warrants | As a % of total no. of warrants | As a % of total no. of shares of the company, assuming full conversion of warrants |
| Held by promoter/promoter group | 0 | 0 | 0 |
| Held by public | 0 | 0 | 0 |
| Total | 0 | 0 | 0 |
| Total paid-up capital of the company, assuming full conversion of warrants and convertible securities | 4,30,03,000 | | 100 |



Statement Showing Shareholding Pattern

| Category code | Category of Shareholder | Number of Shareholders | Table (I)(a) | | Total shareholding as a percentage of total number of shares | | Shares Pledged or otherwise encumbered | |
|---------------|---|------------------------|------------------------|--|--|----------------------------|--|------------------------|
| | | | Total number of shares | Number of shares held in dematerialized form | As a percentage of (A+B) ¹ | As a percentage of (A+B+C) | Number of shares | As a percentage |
| | | | (IV) | (V) | (VI) | (VII) | (VIII) | (IX) = (VIII)/(IV)*100 |
| (A) | Shareholding of Promoter and Promoter Group² | | | | | | | |
| 1 | Indian | | | | | | | |
| (a) | Individuals/ Hindu Undivided Family | 0 | - | 0 | 0.00 | 0.00 | 0 | #DIV/0! |
| (b) | Central Government/ State Government(s) | 0 | 0 | 0 | 0.00 | 0.00 | 0 | 0.00 |
| (c) | Bodies Corporate | 0 | - | 0 | 0.00 | 0.00 | 0 | 0.00 |
| (d) | Financial Institutions/ Banks | 0 | 0 | 0 | 0.00 | 0.00 | 0 | 0.00 |
| (e) | Any Others(Specify) | 0 | 0 | 0 | 0.00 | 0.00 | 0 | 0.00 |
| (e-i) | | 0 | 0 | 0 | 0.00 | 0.00 | 0 | 0.00 |
| (e-ii) | | 0 | 0 | 0 | 0.00 | 0.00 | 0 | 0.00 |
| | Sub Total(A)(1) | 0 | 0 | 0 | 0.00 | 0.00 | 0 | #DIV/0! |
| 2 | Foreign | | | | | | | |
| a | Individuals (Non-Residents Individuals/ Foreign Individuals) | 0 | 0 | 0 | 0.00 | 0.00 | 0 | 0.00 |
| b | Bodies Corporate | 0 | 0 | 0 | 0.00 | 0.00 | 0 | 0.00 |
| c | Institutions | 0 | 0 | 0 | 0.00 | 0.00 | 0 | 0.00 |
| d | Qualified Foreign Investor | 0 | 0 | 0 | 0.00 | 0.00 | 0 | 0.00 |
| e | Any Others(Specify) | 0 | 0 | 0 | 0.00 | 0.00 | 0 | 0.00 |
| e-i | | 0 | 0 | 0 | 0.00 | 0.00 | 0 | 0.00 |
| e-ii | | | | | | | | |
| | Sub Total(A)(2) | 0 | 0 | 0 | 0.00 | 0.00 | 0 | 0.00 |
| | Total Shareholding of Promoter and Promoter Group (A)= (A)(1)+(A)(2) | 0 | - | 0 | 0.00 | 0.00 | 0 | #DIV/0! |
| (B) | Public shareholding | | | | | | | |
| 1 | Institutions | | | | | | | |
| (a) | Mutual Funds/ UTI | 0 | 0 | 0 | 0.00 | 0.00 | 0 | 0.00 |
| (b) | Financial Institutions Banks | 0 | 0 | 0 | 0.00 | 0.00 | 0 | 0.00 |
| (c) | Central Government/ State Government(s) | 0 | 0 | 0 | 0.00 | 0.00 | 0 | 0.00 |
| (d) | Venture Capital Funds | 0 | 0 | 0 | 0.00 | 0.00 | 0 | 0.00 |
| (e) | Insurance Companies | 0 | 0 | 0 | 0.00 | 0.00 | 0 | 0.00 |
| (f) | Foreign Institutional Investors | 0 | 0 | 0 | 0.00 | 0.00 | 0 | 0.00 |
| (g) | Foreign Venture Capital Investors | 0 | 0 | 0 | 0.00 | 0.00 | 0 | 0.00 |
| (h) | Qualified Foreign Investor | 0 | 0 | 0 | 0.00 | 0.00 | 0 | 0.00 |
| (i) | Any Other (specify) | 0 | 0 | 0 | 0.00 | 0.00 | 0 | 0.00 |
| (i-i) | | 0 | 0 | 0 | 0.00 | 0.00 | 0 | 0.00 |
| (i-ii) | | 0 | 0 | 0 | 0.00 | 0.00 | 0 | 0.00 |
| | Sub-Total (B)(1) | 0 | 0 | 0 | 0.00 | 0.00 | 0 | 0.00 |
| B 2 | Non-institutions | | | | | | | |
| (a) | Bodies Corporate | 95 | 27,26,198 | 26,39,478 | 63.396 | 63.40 | 0 | 0.00 |
| (b) | Individuals | | | | | | | |
| i | Individuals -i. Individual shareholders holding nominal share capital up to Rs 1 lakh | 140 | 5,95,537 | 5,49,537 | 13.849 | 13.85 | 0 | 0.00 |
| ii | Individual shareholders holding nominal share capital in excess of Rs. 1 lakh. | 24 | 9,66,265 | 9,41,265 | 22.470 | 22.47 | 0 | 0.00 |
| (c) | Qualified Foreign Investor | 0 | - | 0 | 0.000 | 0.00 | 0 | 0.00 |
| (d) | Any Other (specify) | 0 | - | 0 | 0.000 | 0.00 | 0 | 0.00 |
| (d-i) | Clearing member | 3 | 12,300 | 12300 | 0.286 | 0.29 | 0 | 0.00 |
| (d-ii) | | 0 | - | 0 | | | | |
| | Sub-Total (B)(2) | 262 | 43,00,300 | 4142580 | 100.00 | 100.00 | 0 | 0.00 |
| (B) | Total Public Shareholding (B)= (B)(1)+(B)(2) | 262 | 43,00,300 | 4142580 | 100.00 | 100.00 | 0 | 0.00 |
| | TOTAL (A)+(B) | 262 | 43,00,300 | 4142580 | 100.00 | 100.00 | 0 | 0.00 |
| (C) | Shares held by Custodians and against which Depository Receipts have been issued | | | | | | | |
| 1 | Promoter and Promoter Group | 0 | 0 | 0 | 0 | 0.00 | 0 | 0.00 |
| 2 | Public | 0 | 0 | 0 | 0 | 0.00 | 0 | 0.00 |
| | Sub-Total (C) | 0 | 0 | 0 | 0 | 0 | 0 | 0.00 |
| | GRAND TOTAL (A)+(B)+(C) | 262 | 43,00,300 | 4142580 | 100 | 100.00 | 0 | 0.00 |



| Sr.No | Notes |
|-------|-------|
| 1 | |
| 2 | |
| 3 | |
| 4 | |
| 5 | |
| 6 | |
| 7 | |
| 8 | |
| 9 | |



(D)(b) Statement showing holding of securities (including shares, warrants, convertible securities) of persons belonging to the category "Promoter and Promoter Group"


| Sr. No. | Name of the shareholder | Details of Shares held | | Encumbered shares (*) | | Details of warrants | | Details of convertible securities | | Total shares (including underlying full conversion of warrants and convertible securities) as a % of diluted share capital |
|--------------|-------------------------|------------------------|-----------------------------------|-----------------------|----------------------------|--|-------------------------|---|---------------------------------------|--|
| | | Number of shares held | As a % of grand total (A)+(B)+(C) | No. | As a percentage | As a % of grand total (A)+(B)+(C) of sub-clause (D)(a) | Number of warrants held | As a % total number of warrants of the same class | Number of convertible securities held | |
| (i) | (ii) | (iii) | (iv) | (v) | $(vi) = (v) / (iii) * 100$ | (vii) | (viii) | (ix) | (x) | (xi) |
| | | | | | | | | | | |
| | | | | | | | | | | |
| | | | | | | | | | | |
| | | | | | | | | | | |
| TOTAL | | - | 0.00 | 0 | 0.00 | 0.00 | 0 | 0.00 | 0 | 0.00 |

(*) The term "encumbrance" has the same meaning as assigned to it in regulation 28(3) of the SAST Regulations, 2011




(I)(c)(i) Statement showing holding of securities (including shares, warrants, convertible securities) of persons belonging to the category "Public" and holding more than 1% of the total number of shares

| Sr. No. | Name of the shareholder | Number of shares held | Shares as a percentage of total number of shares {i.e., Grand Total (A)+(B)+(C) Statement at para (I)(a) above} | Details of warrants | | Details of convertible securities | | Total shares (including underlying shares assuming full conversion of warrants and convertible securities) as a % of diluted share capital |
|--------------|---|-----------------------|---|-------------------------|---|---------------------------------------|--|--|
| | | | | Number of warrants held | As a % total number of warrants of the same class | Number of convertible securities held | % w.r.t total number of convertible securities of the same class | |
| 1 | ARMAAN TRADE LINK PRIVATE LIMITED | 2,37,950 | 5.533 | | | | | 5.533 |
| 2 | DUKE CHEMICALS (P) LTD | 81,000 | 1.884 | | | | | 1.884 |
| 3 | GANAPATI PAPER DISTRIBUTOR PRIVATE LIMIT | 1,52,500 | 3.546 | | | | | 3.546 |
| 4 | HANDSOME MERCHANTS PRIVATE LIMITED | 53,000 | 1.232 | | | | | 1.232 |
| 5 | MATRIBHUMI COMMERCE PRIVATE LIMITED | 63,175 | 1.469 | | | | | 1.469 |
| 6 | MAYANK VINIMAY PRIVATE LIMITED | 94,100 | 2.188 | | | | | 2.188 |
| 7 | MOHAN GRAPHITE PRIVATE LIMITED | 1,60,950 | 3.743 | | | | | 3.743 |
| 8 | MUKTA TRADELINK PRIVATE LIMITED | 78,500 | 1.825 | | | | | 1.825 |
| 9 | MURLI TIE- UP PRIVATE LIMITED | 58,600 | 1.363 | | | | | 1.363 |
| 10 | NAKSHATRA COMMERCIAL PRIVATE LIMITED | 1,12,900 | 2.625 | | | | | 2.625 |
| 11 | SRG TRADING PRIVATE LIMITED | 1,50,000 | 3.488 | | | | | 3.488 |
| 12 | SRI KRISHNA CLOTH MERCHANTS PRIVATE LIMITED | 1,64,701 | 3.830 | | | | | 3.830 |
| 13 | SRJAN VYAPAR PVT LTD | 1,41,460 | 3.290 | | | | | 3.290 |
| 14 | SUTANUTI DISTRIBUTORS PRIVATE LIMITED | 1,76,500 | 4.104 | | | | | 4.104 |
| 15 | SWADESH GOODS PRIVATE LIMITED | 79,700 | 1.853 | | | | | 1.853 |
| 16 | VASUNDHARA MERCHANTS PRIVATE LIMITED | 1,18,600 | 2.758 | | | | | 2.758 |
| 17 | YASH MERCHANT PRIVATE LIMITED | 1,76,400 | 4.102 | | | | | 4.102 |
| 18 | ANIL KUMAR AGARWAL | 52,500 | 1.221 | | | | | 1.221 |
| 19 | MANISH KUMAR AGARWAL | 50,000 | 1.163 | | | | | 1.163 |
| 20 | MOHAN KUMAR SINGH | 1,46,600 | 3.409 | | | | | 3.409 |
| 21 | RAJENDRA PRASAD SHAH | 87,500 | 2.035 | | | | | 2.035 |
| 22 | RAJESH KEDIA | 1,19,465 | 2.778 | | | | | 2.778 |
| 23 | SHREEGOPAL SARAFF | 1,84,200 | 4.283 | | | | | 4.283 |
| | | | | | | | | |
| | | | | | | | | |
| | | | | | | | | |
| | | | | | | | | |
| TOTAL | | 27,40,301 | 63.723 | 0 | 0.00 | 0 | 0.00 | 63.723 |



(I)(d) Statement showing details of locked-in shares

| Sr. No. | Name of the shareholder | Number of locked-in shares | Locked-in shares as a percentage of total number of shares {i.e., Grand Total (A)+(B)+(C) indicated in Statement at para (D)(a) above} |
|--------------|-------------------------|----------------------------|--|
| | | | |
| | | | |
| | | | |
| | | | |
| TOTAL | | - | 0.00 |



(II)(a) Statement showing details of Depository Receipts (DRs)

| Sr. No. | Type of outstanding DR (ADRs, GDRs, SDRs, etc.) | Number of outstanding DRs | Number of shares underlying outstanding DRs | Shares underlying outstanding DRs as a percentage of total number of shares {i.e., Grand Total (A)+(B)+(C) indicated in Statement at para (I)(a) above} |
|--------------|--|------------------------------|--|--|
| | NIL | 0 | 0 | 0.00 |
| | | | | |
| | | | | |
| | | | | |
| | | | | |
| TOTAL | | 0 | 0 | 0.00 |



