


## Introductory sub-table (I)(a)

|  |                                      |  |   |
|--|--------------------------------------|--|---|
| <b>Name of the Company: SHIVOM INVESTMENT AND CONSULTANCY LIMITED</b>  |                                      |  |   |
| <b>Scrip Code :17099 ; Name of the scrip : class of security: EQUITY</b>                                     |                                      |  |   |
| <b>Quarter ended: 31st, December, 2012</b>   |                                      |  |   |
| <b>Partly paid-up shares:-</b>   | <b>No. of partly paid-up shares</b>  | <b>As a % of total no. of partly paid-up shares</b>              | <b>As a % of total no. of shares of the company</b>   |
| Held by promoter/promoter group  | 0                                    | 0  | 0   |
| Held by public   | 0                                    | 0  | 0   |
| <b>Total</b>   | <b>0</b>                             | <b>0</b>   | <b>0</b>  |
| <b>Outstanding convertible securities:- No. of outstanding securities</b>                                    | <b>No. of outstanding securities</b> | <b>As a % of total no. of outstanding convertible securities</b> | <b>As a % of total no. of shares of the company, assuming full conversion of the convertible securities</b> |
| Held by promoter/promoter group  | 0                                    | 0  | 0   |
| Held by public   | 0                                    | 0  | 0   |
| <b>Total</b>   | <b>0</b>                             | <b>0</b>   | <b>0</b>  |
| <b>Warrants:-</b>  | <b>No. of warrants</b>               | <b>As a % of total no. of warrants</b>                           | <b>As a % of total no. of shares of the company, assuming full conversion of warrants</b>                   |
| Held by promoter/promoter group  | 0                                    | 0  | 0   |
| Held by public   | 0                                    | 0  | 0   |
| <b>Total</b>   | <b>0</b>                             | <b>0</b>   | <b>0</b>  |
| <b>Total paid-up capital of the company, assuming full conversion of warrants and convertible securities</b> | <b>4,30,03,000</b>                   |  | <b>100</b>  |




**Statement Showing Shareholding Pattern**

| Category code | Category of Shareholder   | Number of Shareholders | Table (I)(a)           |  | Total shareholding as a percentage of total number of shares |                            | Shares Pledged or otherwise encumbered |                        |
|---------------|---|------------------------|------------------------|--|--|----------------------------|--|------------------------|
|               |   |                        | Total number of shares | Number of shares held in dematerialized form | As a percentage of (A+B) <sup>1</sup>                        | As a percentage of (A+B+C) | Number of shares                       | As a percentage        |
|               |   |                        | (IV)                   | (V)  | (VI)   | (VII)                      | (VIII)                                 | (IX) = (VIII)/(IV)*100 |
| (A)           | <b>Shareholding of Promoter and Promoter Group<sup>2</sup></b>                          |                        |                        |  |  |                            |  |                        |
| 1             | <b>Indian</b>   |                        |                        |  |  |                            |  |                        |
| (a)           | Individuals/ Hindu Undivided Family   | 0                      | 0                      | 0  | 0.00   | 0.00                       | 0                                      | #DIV/0!                |
| (b)           | Central Government/ State Government(s)   | 0                      | 0                      | 0  | 0.00   | 0.00                       | 0                                      | 0.00                   |
| (c)           | Bodies Corporate  | 0                      | 0                      | 0  | 0.00   | 0.00                       | 0                                      | 0.00                   |
| (d)           | Financial Institutions/ Banks   | 0                      | 0                      | 0  | 0.00   | 0.00                       | 0                                      | 0.00                   |
| (e)           | Any Others(Specify)   | 0                      | 0                      | 0  | 0.00   | 0.00                       | 0                                      | 0.00                   |
| (e-i)         |   | 0                      | 0                      | 0  | 0.00   | 0.00                       | 0                                      | 0.00                   |
| (e-ii)        |   | 0                      | 0                      | 0  | 0.00   | 0.00                       | 0                                      | 0.00                   |
|               | <b>Sub Total(A)(1)</b>  | <b>0</b>               | <b>0</b>               | <b>0</b>                                     | <b>0.00</b>  | <b>0.00</b>                | <b>0</b>                               | <b>#DIV/0!</b>         |
| 2             | <b>Foreign</b>  |                        |                        |  |  |                            |  |                        |
| a             | Individuals (Non-Residents individuals/ Foreign Individuals)                            | 0                      | 0                      | 0  | 0.00   | 0.00                       | 0                                      | 0.00                   |
| b             | Bodies Corporate  | 0                      | 0                      | 0  | 0.00   | 0.00                       | 0                                      | 0.00                   |
| c             | Institutions  | 0                      | 0                      | 0  | 0.00   | 0.00                       | 0                                      | 0.00                   |
| d             | Qualified Foreign Investor  | 0                      | 0                      | 0  | 0.00   | 0.00                       | 0                                      | 0.00                   |
| e             | Any Others(Specify)   | 0                      | 0                      | 0  | 0.00   | 0.00                       | 0                                      | 0.00                   |
| e-i           |   | 0                      | 0                      | 0  | 0.00   | 0.00                       | 0                                      | 0.00                   |
| e-ii          |   | 0                      | 0                      | 0  | 0.00   | 0.00                       | 0                                      | 0.00                   |
|               | <b>Sub Total(A)(2)</b>  | <b>0</b>               | <b>0</b>               | <b>0</b>                                     | <b>0.00</b>  | <b>0.00</b>                | <b>0</b>                               | <b>0.00</b>            |
|               | <b>Total Shareholding of Promoter and Promoter Group (A)= (A)(1)+(A)(2)</b>             | <b>0</b>               | <b>0</b>               | <b>0</b>                                     | <b>0.00</b>  | <b>0.00</b>                | <b>0</b>                               | <b>#DIV/0!</b>         |
| (B)           | <b>Public shareholding</b>  |                        |                        |  |  |                            |  |                        |
| 1             | <b>Institutions</b>   |                        |                        |  |  |                            |  |                        |
| (a)           | Mutual Funds/ UTI   | 0                      | 0                      | 0  | 0.00   | 0.00                       | 0                                      | 0.00                   |
| (b)           | Financial Institutions / Banks  | 0                      | 0                      | 0  | 0.00   | 0.00                       | 0                                      | 0.00                   |
| (c)           | Central Government/ State Government(s)   | 0                      | 0                      | 0  | 0.00   | 0.00                       | 0                                      | 0.00                   |
| (d)           | Venture Capital Funds   | 0                      | 0                      | 0  | 0.00   | 0.00                       | 0                                      | 0.00                   |
| (e)           | Insurance Companies   | 0                      | 0                      | 0  | 0.00   | 0.00                       | 0                                      | 0.00                   |
| (f)           | Foreign Institutional Investors   | 0                      | 0                      | 0  | 0.00   | 0.00                       | 0                                      | 0.00                   |
| (g)           | Foreign Venture Capital Investors   | 0                      | 0                      | 0  | 0.00   | 0.00                       | 0                                      | 0.00                   |
| (h)           | Qualified Foreign Investor  | 0                      | 0                      | 0  | 0.00   | 0.00                       | 0                                      | 0.00                   |
| (i)           | Any Other (specify)   | 0                      | 0                      | 0  | 0.00   | 0.00                       | 0                                      | 0.00                   |
| (i-ii)        |   | 0                      | 0                      | 0  | 0.00   | 0.00                       | 0                                      | 0.00                   |
| (i-ii)        |   | 0                      | 0                      | 0  | 0.00   | 0.00                       | 0                                      | 0.00                   |
|               | <b>Sub-Total (B)(1)</b>   | <b>0</b>               | <b>0</b>               | <b>0</b>                                     | <b>0.00</b>  | <b>0.00</b>                | <b>0</b>                               | <b>0.00</b>            |
| B 2           | <b>Non-institutions</b>   |                        |                        |  |  |                            |  |                        |
| (a)           | Bodies Corporate  | 97                     | 27,31,698              | 26,44,978                                    | 63.523   | 63.52                      | 0                                      | 0.00                   |
| (b)           | Individuals   |                        |                        |  |  |                            |  |                        |
| I             | i. Individual shareholders holding nominal share capital up to Rs 1 lakh                | 138                    | 5,81,037               | 5,35,037                                     | 13.512   | 13.51                      | 0                                      | 0.00                   |
| II            | ii. Individual shareholders holding nominal share capital in excess of Rs. 1 lakh.      | 25                     | 9,87,265               | 9,62,265                                     | 22.958   | 22.96                      | 0                                      | 0.00                   |
| (c)           | Qualified Foreign Investor  | 0                      | 0                      | 0  | 0.000  | 0.00                       | 0                                      | 0.00                   |
| (d)           | Any Other (specify)   | 0                      | 0                      | 0  | 0.000  | 0.00                       | 0                                      | 0.00                   |
| (d-i)         | Clearing member   | 1                      | 300                    | 300  | 0.007  | 0.01                       | 0                                      | 0.00                   |
| (d-ii)        |   | 0                      | 0                      | 0  |  |                            |  |                        |
|               | <b>Sub-Total (B)(2)</b>   | <b>261</b>             | <b>43,00,300</b>       | <b>4142580</b>                               | <b>100.00</b>  | <b>100.00</b>              | <b>0</b>                               | <b>0.00</b>            |
| (B)           | <b>Total Public Shareholding (B)= (B)(1)+(B)(2)</b>                                     | <b>261</b>             | <b>43,00,300</b>       | <b>4142580</b>                               | <b>100.00</b>  | <b>100.00</b>              | <b>0</b>                               | <b>0.00</b>            |
|               | <b>TOTAL (A)+(B)</b>  | <b>261</b>             | <b>43,00,300</b>       | <b>4142580</b>                               | <b>100.00</b>  | <b>100.00</b>              | <b>0</b>                               | <b>0.00</b>            |
| (C)           | <b>Shares held by Custodians and against which Depository Receipts have been issued</b> |                        |                        |  |  |                            |  |                        |
| 1             | Promoter and Promoter Group   | 0                      | 0                      | 0  | 0  | 0                          | 0                                      | 0.00                   |
| 2             | Public  | 0                      | 0                      | 0  | 0  | 0                          | 0                                      | 0.00                   |
|               | <b>Sub-Total (C)</b>  | <b>0</b>               | <b>0</b>               | <b>0</b>                                     | <b>0</b>   | <b>0</b>                   | <b>0</b>                               | <b>0.00</b>            |
|               | <b>GRAND TOTAL (A)+(B)+(C)</b>  | <b>261</b>             | <b>43,00,300</b>       | <b>4142580</b>                               | <b>100</b>   | <b>100.00</b>              | <b>0</b>                               | <b>0.00</b>            |




| Sr.No | Notes |
|-------|-------|
| 1     |       |
| 2     |       |
| 3     |       |
| 4     |       |
| 5     |       |
| 6     |       |
| 7     |       |
| 8     |       |
| 9     |       |



**(D)(c)(i) Statement showing holding of securities (including shares, warrants, convertible securities) of persons belonging to the category "Public" and holding more than 1% of the total number of shares**


| Sr. No.      | Name of the shareholder                     | Number of shares held | Shares as a percentage of total number of shares (i.e., Grand Total (A)+(B)+(C) indicated in Statement at para (I)(a) above) | Details of warrants     |   | Details of convertible securities     |  | Total shares (including underlying shares assuming full conversion of warrants and convertible securities) as a % of diluted share capital |
|--------------|---|-----------------------|--|-------------------------|---|---------------------------------------|--|--|
|              |   |                       |  | Number of warrants held | As a % total number of warrants of the same class | Number of convertible securities held | % w.r.t total number of convertible securities of the same class |  |
| 1            | ARMAAN TRADE LINK PRIVATE LIMITED           | 2,37,950              | 5.533  | 0                       | 0.00  | 0                                     | 0.00   | 5.533  |
| 2            | DUKE CHEMICALS (P) LTD                      | 81,000                | 1.884  | 0                       | 0.00  | 0                                     | 0.00   | 1.884  |
| 3            | GANAPATI PAPER DISTRIBUTOR PRIVATE LIMIT    | 1,52,500              | 3.546  | 0                       | 0.00  | 0                                     | 0.00   | 3.546  |
| 4            | HANDSOME MERCHANTS PRIVATE LIMITED          | 53,000                | 1.232  | 0                       | 0.00  | 0                                     | 0.00   | 1.232  |
| 5            | MATRIBHUMI COMMERCE PRIVATE LIMITED         | 63,175                | 1.469  | 0                       | 0.00  | 0                                     | 0.00   | 1.469  |
| 6            | MAYANK VINIMAY PRIVATE LIMITED              | 94,100                | 2.188  | 0                       | 0.00  | 0                                     | 0.00   | 2.188  |
| 7            | MOHAN GRAPHITE PRIVATE LIMITED              | 1,60,950              | 3.743  | 0                       | 0.00  | 0                                     | 0.00   | 3.743  |
| 8            | MUKTA TRADELINK PRIVATE LIMITED             | 76,000                | 1.767  | 0                       | 0.00  | 0                                     | 0.00   | 1.767  |
| 9            | MURLI TIE- UP PRIVATE LIMITED               | 58,600                | 1.363  | 0                       | 0.00  | 0                                     | 0.00   | 1.363  |
| 10           | NAKSHATRA COMMERCIAL PRIVATE LIMITED        | 1,12,900              | 2.625  | 0                       | 0.00  | 0                                     | 0.00   | 2.625  |
| 11           | SRG TRADING PRIVATE LIMITED                 | 1,50,000              | 3.488  | 0                       | 0.00  | 0                                     | 0.00   | 3.488  |
| 12           | SRI KRISHNA CLOTH MERCHANTS PRIVATE LIMITED | 1,64,701              | 3.830  | 0                       | 0.00  | 0                                     | 0.00   | 3.830  |
| 13           | SRIJAN VYAPAAR PVT LTD                      | 1,41,460              | 3.290  | 0                       | 0.00  | 0                                     | 0.00   | 3.290  |
| 14           | SUTANUTI DISTRIBUTORS PRIVATE LIMITED       | 1,76,500              | 4.104  | 0                       | 0.00  | 0                                     | 0.00   | 4.104  |
| 15           | SWADESH GOODS PRIVATE LIMITED               | 79,700                | 1.853  | 0                       | 0.00  | 0                                     | 0.00   | 1.853  |
| 16           | VASUNDHARA MERCHANTS PRIVATE LIMITED        | 1,18,600              | 2.758  | 0                       | 0.00  | 0                                     | 0.00   | 2.758  |
| 17           | YASH MERCHANT PRIVATE LIMITED               | 1,76,400              | 4.102  | 0                       | 0.00  | 0                                     | 0.00   | 4.102  |
| 18           | ANIL KUMAR AGARWAL                          | 52,500                | 1.221  | 0                       | 0.00  | 0                                     | 0.00   | 1.221  |
| 19           | MANISH KUMAR AGARWAL                        | 50,000                | 1.163  | 0                       | 0.00  | 0                                     | 0.00   | 1.163  |
| 20           | MOHAN KUMAR SINGH                           | 1,46,600              | 3.409  | 0                       | 0.00  | 0                                     | 0.00   | 3.409  |
| 21           | RAJENDRA PRASAD SHAH                        | 87,500                | 2.035  | 0                       | 0.00  | 0                                     | 0.00   | 2.035  |
| 22           | RAJESH KEDIA                                | 1,19,465              | 2.778  | 0                       | 0.00  | 0                                     | 0.00   | 2.778  |
| 23           | SHREEGOPAL SARAFF                           | 1,84,200              | 4.283  | 0                       | 0.00  | 0                                     | 0.00   | 4.283  |
| <b>TOTAL</b> |   |                       |  | <b>27,37,801</b>        | <b>63.665</b>                                     | <b>0</b>                              | <b>0.00</b>  | <b>63.665</b>  |



(D)(b) Statement showing holding of securities (including shares, warrants, convertible securities) of persons belonging to the category "Promoter and Promoter Group"

| Sr.          | Name of the shareholder | Details of Shares held |                                       | Encumbered shares (*) |                      |   | Details of warrants     |   | Details of convertible securities     |   | Total shares (including underlying shares assuming full conversion of warrants and convertible securities) as a % of diluted share capital |
|--------------|-------------------------|------------------------|---------------------------------------|-----------------------|----------------------|---|-------------------------|---|---------------------------------------|---|--|
|              |                         | No. of shares held     | As a % of grand total (A) + (B) + (C) | No.                   | As a percentage      | As a % of grand total (A)+(B)+(C) of sub-clause (D)(a ) | Number of warrants held | As a % total number of warrants of the same class | Number of convertible securities held | As a % total number of convertible securities of the same class |  |
| No.          | (i)                     | (ii)                   | (iv)                                  | (v)                   | (vi) = (v)/(iii)*100 | (vii)   | (viii)                  | (ix)  | (x)                                   | (xi)  | (xii)  |
| 1            | NIL                     | 0                      | 0.00                                  | 0                     | 0.00                 | 0.00  | 0                       | 0   | 0                                     | 0   | 0  |
|              |                         |                        |                                       |                       |                      |   |                         |   |                                       |   |  |
|              |                         |                        |                                       |                       |                      |   |                         |   |                                       |   |  |
|              |                         |                        |                                       |                       |                      |   |                         |   |                                       |   |  |
|              |                         |                        |                                       |                       |                      |   |                         |   |                                       |   |  |
| <b>TOTAL</b> |                         | -                      | <b>0.00</b>                           | <b>0</b>              | <b>0.00</b>          | <b>0.00</b>   | <b>0</b>                | <b>0.00</b>                                       | <b>0</b>                              | <b>0.00</b>   | <b>0</b>   |


(\*) The term "encumbrance" has the same meaning as assigned to it in regulation 28(3) of the SAST Regulations, 2011





**(D)(d) Statement showing details of locked-in shares**

| Sr. No.      | Name of the shareholder | Number of locked-in shares | Locked-in shares as a percentage of total number of shares {i.e., Grand Total (A)+(B)+(C) indicated in Statement at para (D)(a) above} |
|--------------|-------------------------|----------------------------|--|
| 1            | NIL                     | 0                          | 0.00   |
|              |                         |                            |  |
|              |                         |                            |  |
|              |                         |                            |  |
| <b>TOTAL</b> |                         | -                          | <b>0.00</b>  |



**(II)(a) Statement showing details of Depository Receipts (DRs)**

| Sr. No.      | Type of outstanding DR<br>(ADRs, GDRs, SDRs, etc.) | Number of outstanding<br>DRs | Number of shares<br>underlying outstanding DRs | Shares underlying outstanding DRs as a<br>percentage of total number of shares {i.e.,<br>Grand Total (A)+(B)+(C) indicated in<br>Statement at para (I)(a) above} |
|--------------|--|------------------------------|--|--|
| 1            | NIL  | 0                            | 0  | 0.00   |
|              |  |                              |  |  |
|              |  |                              |  |  |
|              |  |                              |  |  |
|              |  |                              |  |  |
| <b>TOTAL</b> |  | <b>0</b>                     | <b>0</b>                                       | <b>0.00</b>  |





**(II)(b) Statement showing holding of Depository Receipts (DRs), where underlying shares held by "promoter/promoter group" are in excess of 1% of the total number of shares**

| Sr. No.      | Name of the DR Holder | Type of outstanding DR<br>(ADRs, GDRs, SDRs,<br>etc.) | Number of shares<br>underlying outstanding<br>DRs | Shares underlying outstanding DRs as a<br>percentage of total number of shares {i.e.,<br>Grand Total (A)+(B)+(C) indicated in<br>Statement at para (D)(a) above} |
|--------------|-----------------------|---|---|--|
| 1            | NIL                   | 0   | 0   | 0.00   |
|              |                       |   |   |  |
|              |                       |   |   |  |
|              |                       |   |   |  |
|              |                       |   |   |  |
|              |                       |   |   |  |
|              |                       |   |   |  |
| <b>TOTAL</b> |                       |   | <b>0</b>  | <b>0.00</b>  |

