


Introductory sub-table (I)(a)

Name of the Company: SHIVOM INVESTMENT AND CONSULTANCY LIMITED			
Scrip Code :17099 , Name of the scrip : class of security: EQUITY			
Quarter ended: 30th September, 2012			
Partly paid-up shares:-	No. of partly paid-up shares	As a % of total no. of partly paid-up shares	As a % of total no. of shares of the company
Held by promoter/promoter group	0	0	0
Held by public	0	0	0
Total	0	0	0
Outstanding convertible securities:-	No. of outstanding securities	As a % of total no. of outstanding convertible securities	As a % of total no. of shares of the company, assuming full conversion of the convertible securities
Held by promoter/promoter group	0	0	0
Held by public	0	0	0
Total	0	0	0
Warrants:-	No. of warrants	As a % of total no. of warrants	As a % of total no. of shares of the company, assuming full conversion of warrants
Held by promoter/promoter group	0	0	0
Held by public	0	0	0
Total	0	0	0
Total paid-up capital of the company, assuming full conversion of warrants and convertible securities		4,30,03,000	100




Statement Showing Shareholding Pattern

Category code	Category of Shareholder	Number of Shareholders	Table (I)(a)			Total shareholding as a percentage of total number of shares		Shares Pledged or otherwise encumbered	
			Total number of shares	Number of shares held in dematerialized form	As a percentage of (A+B) ¹	As a percentage of (A+B+C)	Number of shares	As a percentage	
									(III)
(A)	Shareholding of Promoter and Promoter Group²								
1	Indian								
(a)	Individuals/ Hindu Undivided Family	0	0	0	0.00	0.00	0	#DIV/0!	
(b)	Central Government/ State Government(s)	0	0	0	0.00	0.00	0	0.00	
(c)	Bodies Corporate	0	0	0	0.00	0.00	0	0.00	
(d)	Financial Institutions/ Banks	0	0	0	0.00	0.00	0	0.00	
(e)	Any Others(Specify)	0	0	0	0.00	0.00	0	0.00	
(e-i)		0	0	0	0.00	0.00	0	0.00	
(e-ii)		0	0	0	0.00	0.00	0	0.00	
	Sub Total(A)(1)	0	0	0	0.00	0.00	0	#DIV/0!	
2	Foreign								
a	Individuals (Non-Residents Individuals/ Foreign Individuals)	0	0	0	0.00	0.00	0	0.00	
b	Bodies Corporate	0	0	0	0.00	0.00	0	0.00	
c	Institutions	0	0	0	0.00	0.00	0	0.00	
d	Qualified Foreign Investor	0	0	0	0.00	0.00	0	0.00	
e	Any Others(Specify)	0	0	0	0.00	0.00	0	0.00	
e-i		0	0	0	0.00	0.00	0	0.00	
e-ii									
	Sub Total(A)(2)	0	0	0	0.00	0.00	0	0.00	
	Total Shareholding of Promoter and Promoter Group (A)= (A)(1)+(A)(2)	0	0	0	0.00	0.00	0	#DIV/0!	
(B)	Public shareholding								
1	Institutions								
(a)	Mutual Funds/ UTI	0	0	0	0.00	0.00	0	0.00	
(b)	Financial Institutions / Banks	0	0	0	0.00	0.00	0	0.00	
(c)	Central Government/ State Government(s)	0	0	0	0.00	0.00	0	0.00	
(d)	Venture Capital Funds	0	0	0	0.00	0.00	0	0.00	
(e)	Insurance Companies	0	0	0	0.00	0.00	0	0.00	
(f)	Foreign Institutional Investors	0	0	0	0.00	0.00	0	0.00	
(g)	Foreign Venture Capital investors	0	0	0	0.00	0.00	0	0.00	
(h)	Qualified Foreign Investor	0	0	0	0.00	0.00	0	0.00	
(i)	Any Other (specify)	0	0	0	0.00	0.00	0	0.00	
(i-ii)		0	0	0	0.00	0.00	0	0.00	
(i-ii)		0	0	0	0.00	0.00	0	0.00	
	Sub-Total (B)(1)	0	0	0	0.00	0.00	0	0.00	
B 2	Non-Institutions								
(a)	Bodies Corporate	97	27,31,698	26,44,978	63.523	63.52	0	0.00	
(b)	Individuals								
I	Individuals -i. Individual shareholders holding nominal share capital up to Rs 1 lakh	138	5,81,037	5,35,037	13.512	13.51	0	0.00	
II	ii. Individual shareholders holding nominal share capital in excess of Rs. 1 lakh.	25	9,87,265	9,62,265	22.958	22.96	0	0.00	
(c)	Qualified Foreign Investor	0	0	0	0.000	0.00	0	0.00	
(d)	Any Other (specify)	0	0	0	0.000	0.00	0	0.00	
(d-i)	Clearing member	1	300	300	0.007	0.01	0	0.00	
(d-ii)									
	Sub-Total (B)(2)	261	43,00,300	4142580	100.00	100.00	0	0.00	
(B)	Total Public Shareholding (B)= (B)(1)+(B)(2)	261	43,00,300	4142580	100.00	100.00	0	0.00	
	TOTAL (A)+(B)	261	43,00,300	4142580	100.00	100.00	0	0.00	
(C)	Shares held by Custodians and against which Depository Receipts have been issued								
1	Promoter and Promoter Group	0	0	0	0	0	0	0.00	
2	Public	0	0	0	0	0	0	0.00	
	Sub-Total (C)	0	0	0	0	0	0	0.00	
	GRAND TOTAL (A)+(B)+(C)	261	43,00,300	4142580	100	100.00	0	0.00	




Sr.No	Notes
1	
2	
3	
4	
5	
6	
7	
8	
9	



(D)(b) Statement showing holding of securities (including shares, warrants, convertible securities) of persons belonging to the category "Promoter and Promoter Group"


Sr. No.	Name of the shareholder	Details of Shares held			Encumbered shares (*)			Details of warrants		Details of convertible securities		Total shares (including underlying shares assuming full conversion of warrants and convertible securities) as a % of diluted share capital
		Number of shares held	As a % of grand total (A) + (B) + (C)	No.	As a percentage	As a % of grand total (A)+(B)+(C) of sub-clause (D)(a)	Number of warrants held	As a % of total number of warrants of the same class	Number of convertible securities held	As a % of total number of convertible securities of the same class		
(i)	(ii)	(iii)	(iv)	(v)	(vi) = (v)/(iii)*100	(vii)	(viii)	(ix)	(x)	(xi)	(xii)	
1	NIL	0	0.00	0	0.00	0.00	0	0	0	0	0	
TOTAL		-	0.00	0	0.00	0.00	0	0.00	0	0.00	0	

(*) The term "encumbrance" has the same meaning as assigned to it in regulation 28(3) of the SAST Regulations, 2011




(I)(c)(ii) Statement showing holding of securities (including shares, warrants, convertible securities) of persons (together with PAC) belonging to the category "Public" and holding more than 5% of the total number of shares of the company

Sr. No.	Name(s) of the shareholder(s) and the Persons Acting in Concert (PAC) with them	Number of shares	Shares as a percentage of total number of shares {i.e., Grand Total (A)+(B)+(C) indicated in Statement at para (I)(a) above}	Details of warrants		Details of convertible securities		Total shares (including underlying shares assuming full conversion of warrants and convertible securities) as a % of diluted share capital
				Number of warrants	As a % total number of warrants of the same class	Number of convertible securities held	% w.r.t total number of convertible securities of the same class	
1	Armaan Trade Link Private Limited	237950	5.533	0	0.00	0	0.00	5.53
TOTAL		237950	5.533	0.00	0.00	0.00	0.00	5.53



(D)(d) Statement showing details of locked-in shares

Sr. No.	Name of the shareholder	Number of locked-in shares	Locked-in shares as a percentage of total number of shares {i.e., Grand Total (A)+(B)+(C) indicated in Statement at para (D)(a) above}
1	NIL	0	0.00
TOTAL		-	0.00



(II)(a) Statement showing details of Depository Receipts (DRs)

Sr. No.	Type of outstanding DR (ADRs, GDRs, SDRs, etc.)	Number of outstanding DRs	Number of shares underlying outstanding DRs	Shares underlying outstanding DRs as a percentage of total number of shares {i.e., Grand Total (A)+(B)+(C) indicated in Statement at para (I)(a) above}
1	NIL	0	0	0.00
TOTAL		0	0	0.00



(II)(b) Statement showing holding of Depository Receipts (DRs), where underlying shares held by "promoter/promoter group" are in excess of 1% of the total number of shares

Sr. No.	Name of the DR Holder	Type of outstanding DR (ADRs, GDRs, SDRs, etc.)	Number of shares underlying outstanding DRs	Shares underlying outstanding DRs as a percentage of total number of shares {i.e., Grand Total (A)+(B)+(C) indicated in Statement at para (I)(a) above}
1	NIL	0	0	0.00
TOTAL			0	0.00

