



Introductory sub-table (I)(a)

Name of the Company: SHIVOM INVESTMENT AND CONSULTANCY LIMITED			
Scrip Code :17099 , Name of the scrip : class of security: EQUITY			
Quarter ended: 31st March, 2012			
Partly paid-up shares:-	No. of partly paid-up shares	As a % of total no. of partly paid-up shares	As a % of total no. of shares of the company
Held by promoter/promoter group	0	0	0
Held by public	0	0	0
Total	0	0	0
Outstanding convertible securities:- No. of outstanding securities	No. of outstanding securities	As a % of total no. of outstanding convertible securities	As a % of total no. of shares of the company, assuming full conversion of the convertible securities
Held by promoter/promoter group	0	0	0
Held by public	0	0	0
Total	0	0	0
Warrants:-	No. of warrants	As a % of total no. of warrants	As a % of total no. of shares of the company, assuming full conversion of warrants
Held by promoter/promoter group	0	0	0
Held by public	0	0	0
Total	0	0	0
Total paid-up capital of the company, assuming full conversion of warrants and convertible securities	4,30,03,000		100




Statement Showing Shareholding Pattern

Category code	Category of Shareholder	Number of Shareholders	Table (I)(a)			Total shareholding as a percentage of total number of shares		Shares Pledged or otherwise encumbered	
			Total number of shares	Number of shares held in dematerialized form	As a percentage of (A+B) ¹	As a percentage of (A+B+C)	Number of shares	As a percentage	
			(IV)	(V)	(VI)	(VII)	(VIII)	(IX) = (VIII)/(IV)*100	
(A)	Shareholding of Promoter and Promoter Group²								
1	Indian								
(a)	Individuals/ Hindu Undivided Family	0	0	0	0.00	0.00	0	#DIV/0!	
(b)	Central Government/ State Government(s)	0	0	0	0.00	0.00	0	0.00	
(c)	Bodies Corporate	0	0	0	0.00	0.00	0	0.00	
(d)	Financial Institutions/ Banks	0	0	0	0.00	0.00	0	0.00	
(e)	Any Others(Specify)	0	0	0	0.00	0.00	0	0.00	
(e-i)		0	0	0	0.00	0.00	0	0.00	
(e-ii)		0	0	0	0.00	0.00	0	0.00	
	Sub Total(A)(1)	0	0	0	0.00	0.00	0	#DIV/0!	
2	Foreign								
a	Individuals (Non-Residents Individuals/ Foreign Individuals)	0	0	0	0.00	0.00	0	0.00	
b	Bodies Corporate	0	0	0	0.00	0.00	0	0.00	
c	Institutions	0	0	0	0.00	0.00	0	0.00	
d	Qualified Foreign Investor	0	0	0	0.00	0.00	0	0.00	
e	Any Others(Specify)	0	0	0	0.00	0.00	0	0.00	
e-i		0	0	0	0.00	0.00	0	0.00	
e-ii									
	Sub Total(A)(2)	0	0	0	0.00	0.00	0	0.00	
	Total Shareholding of Promoter and Promoter Group (A)= (A)(1)+(A)(2)	0	0	0	0.00	0.00	0	#DIV/0!	
(B)	Public shareholding								
1	Institutions								
(a)	Mutual Funds/ UTI	0	0	0	0.00	0.00	0	0.00	
(b)	Financial Institutions/ Banks	0	0	0	0.00	0.00	0	0.00	
(c)	Central Government/ State Government(s)	0	0	0	0.00	0.00	0	0.00	
(d)	Venture Capital Funds	0	0	0	0.00	0.00	0	0.00	
(e)	Insurance Companies	0	0	0	0.00	0.00	0	0.00	
(f)	Foreign Institutional Investors	0	0	0	0.00	0.00	0	0.00	
(g)	Foreign Venture Capital Investors	0	0	0	0.00	0.00	0	0.00	
(h)	Qualified Foreign Investor	0	0	0	0.00	0.00	0	0.00	
(i)	Any Other (specify)	0	0	0	0.00	0.00	0	0.00	
(i-ii)		0	0	0	0.00	0.00	0	0.00	
(i-ii)		0	0	0	0.00	0.00	0	0.00	
	Sub-Total (B)(1)	0	0	0	0.00	0.00	0	0.00	
B 2	Non-institutions								
(a)	Bodies Corporate	95	26,98,465	26,11,745	62.751	62.75	0	0.00	
(b)	Individuals								
I	Individuals -i. Individual shareholders holding nominal share capital up to Rs 1 lakh	140	5,88,570	5,42,570	13.687	13.69	0	0.00	
II	ii. Individual shareholders holding nominal share capital in excess of Rs. 1 lakh.	26	9,89,265	9,64,265	23.005	23.00	0	0.00	
(c)	Qualified Foreign Investor	0	0	0	0.000	0.00	0	0.00	
(d)	Any Other (specify)	0	0	0	0.000	0.00	0	0.00	
(d-i)	Clearing member	3	24,000	24000	0.558	0.56	0	0.00	
(d-ii)		0	0	0					
	Sub-Total (B)(2)	264	43,00,300	4142580	100.00	100.00	0	0.00	
(B)	Total Public Shareholding (B)= (B)(1)+(B)(2)	264	43,00,300	4142580	100.00	100.00	0	0.00	
	TOTAL (A)+(B)	264	43,00,300	4142580	100.00	100.00	0	0.00	
(C)	Shares held by Custodians and against which Depository Receipts have been issued								
1	Promoter and Promoter Group	0	0	0	0	0	0	0.00	
2	Public	0	0	0	0	0	0	0.00	
	Sub-Total (C)	0	0	0	0	0	0	0.00	
	GRAND TOTAL (A)+(B)+(C)	264	43,00,300	4142580	100	100.00	0	0.00	




Sr.No	Notes
1	
2	
3	
4	
5	
6	
7	
8	
9	



(1)(d) Statement showing details of locked-in shares

Sr. No.	Name of the shareholder	Number of locked-in shares	Locked-in shares as a percentage of total number of shares {i.e., Grand Total (A)+(B)+(C) indicated in Statement at para (1)(a) above}
1	NIL	0	0.00
TOTAL		-	0.00



(II)(a) Statement showing details of Depository Receipts (DRs)

Sr. No.	Type of outstanding DR (ADRs, GDRs, SDRs, etc.)	Number of outstanding DRs	Number of shares underlying outstanding DRs	Shares underlying outstanding DRs as a percentage of total number of shares {i.e., Grand Total (A)+(B)+(C) indicated in Statement at para (I)(a) above}
1	NIL	0	0	0.00
TOTAL		0	0	0.00

