



Introductory sub-table (I)(a)

| | | | |
|--|--------------------------------------|--|---|
| Name of the Company: SHIVOM INVESTMENT AND CONSULTANCY LIMITED | | | |
| Scrip Code :17099 , Name of the scrip : class of security: EQUITY | | | |
| Quarter ended: 30th September, 2011 | | | |
| Partly paid-up shares:- | No. of partly paid-up shares | As a % of total no. of partly paid-up shares | As a % of total no. of shares of the company |
| Held by promoter/promoter group | 0 | 0 | 0 |
| Held by public | 0 | 0 | 0 |
| Total | 0 | 0 | 0 |
| Outstanding convertible securities:- | No. of outstanding securities | As a % of total no. of outstanding convertible securities | As a % of total no. of shares of the company, assuming full conversion of the convertible securities |
| Held by promoter/promoter group | 0 | 0 | 0 |
| Held by public | 0 | 0 | 0 |
| Total | 0 | 0 | 0 |
| Warrants:- | No. of warrants | As a % of total no. of warrants | As a % of total no. of shares of the company, assuming full conversion of warrants |
| Held by promoter/promoter group | 0 | 0 | 0 |
| Held by public | 0 | 0 | 0 |
| Total | 0 | 0 | 0 |
| Total paid-up capital of the company, assuming full conversion of warrants and convertible securities | 4,30,03,000 | | 100 |




Statement Showing Shareholding Pattern

| Category code | Category of Shareholder | Number of Shareholders | Table (I)(a) | | Total shareholding as a percentage of total number of shares | | Shares Pledged or otherwise encumbered | |
|---------------|---|------------------------|------------------------|--|--|----------------------------|--|------------------------|
| | | | Total number of shares | Number of shares held in dematerialized form | As a percentage of (A+B) ¹ | As a percentage of (A+B+C) | Number of shares | As a percentage |
| | | | (IV) | (V) | (VI) | (VII) | (VIII) | (IX) = (VIII)/(IV)*100 |
| (A) | Shareholding of Promoter and Promoter Group² | | | | | | | |
| 1 | Indian | | | | | | | |
| (a) | Individuals/ Hindu Undivided Family | 0 | 0 | 0 | 0.00 | 0.00 | 0 | #DIV/0! |
| (b) | Central Government/ State Government(s) | 0 | 0 | 0 | 0.00 | 0.00 | 0 | 0.00 |
| (c) | Bodies Corporate | 0 | 0 | 0 | 0.00 | 0.00 | 0 | 0.00 |
| (d) | Financial Institutions/ Banks | 0 | 0 | 0 | 0.00 | 0.00 | 0 | 0.00 |
| (e) | Any Others(Specify) | 0 | 0 | 0 | 0.00 | 0.00 | 0 | 0.00 |
| (e-i) | | 0 | 0 | 0 | 0.00 | 0.00 | 0 | 0.00 |
| (e-ii) | | 0 | 0 | 0 | 0.00 | 0.00 | 0 | 0.00 |
| | Sub Total(A)(1) | 0 | 0 | 0 | 0.00 | 0.00 | 0 | #DIV/0! |
| 2 | Foreign | | | | | | | |
| a | Individuals (Non-Residents Individuals/ Foreign Individuals) | 0 | 0 | 0 | 0.00 | 0.00 | 0 | 0.00 |
| b | Bodies Corporate | 0 | 0 | 0 | 0.00 | 0.00 | 0 | 0.00 |
| c | Institutions | 0 | 0 | 0 | 0.00 | 0.00 | 0 | 0.00 |
| d | Qualified Foreign Investor | 0 | 0 | 0 | 0.00 | 0.00 | 0 | 0.00 |
| e | Any Others(Specify) | 0 | 0 | 0 | 0.00 | 0.00 | 0 | 0.00 |
| e-i | | 0 | 0 | 0 | 0.00 | 0.00 | 0 | 0.00 |
| e-ii | | | | | | | | |
| | Sub Total(A)(2) | 0 | 0 | 0 | 0.00 | 0.00 | 0 | 0.00 |
| | Total Shareholding of Promoter and Promoter Group (A)= (A)(1)+(A)(2) | 0 | 0 | 0 | 0.00 | 0.00 | 0 | #DIV/0! |
| (B) | Public shareholding | | | | | | | |
| 1 | Institutions | | | | | | | |
| (a) | Mutual Funds/ UTI | 0 | 0 | 0 | 0.00 | 0.00 | 0 | 0.00 |
| (b) | Financial Institutions / Banks | 0 | 0 | 0 | 0.00 | 0.00 | 0 | 0.00 |
| (c) | Central Government/ State Government(s) | 0 | 0 | 0 | 0.00 | 0.00 | 0 | 0.00 |
| (d) | Venture Capital Funds | 0 | 0 | 0 | 0.00 | 0.00 | 0 | 0.00 |
| (e) | Insurance Companies | 0 | 0 | 0 | 0.00 | 0.00 | 0 | 0.00 |
| (f) | Foreign Institutional Investors | 0 | 0 | 0 | 0.00 | 0.00 | 0 | 0.00 |
| (g) | Foreign Venture Capital Investors | 0 | 0 | 0 | 0.00 | 0.00 | 0 | 0.00 |
| (h) | Qualified Foreign Investor | 0 | 0 | 0 | 0.00 | 0.00 | 0 | 0.00 |
| (i) | Any Other (specify) | 0 | 0 | 0 | 0.00 | 0.00 | 0 | 0.00 |
| (i-i) | | 0 | 0 | 0 | 0.00 | 0.00 | 0 | 0.00 |
| (i-ii) | | 0 | 0 | 0 | 0.00 | 0.00 | 0 | 0.00 |
| | Sub-Total (B)(1) | 0 | 0 | 0 | 0.00 | 0.00 | 0 | 0.00 |
| B 2 | Non-institutions | | | | | | | |
| (a) | Bodies Corporate | 93 | 26,42,965 | 25,56,245 | 61.460 | 61.46 | 0 | 0.00 |
| (b) | Individuals | | | | | | | |
| I | i. Individual shareholders holding nominal share capital up to Rs 1 lakh | 144 | 6,01,070 | 5,55,070 | 13.977 | 13.98 | 0 | 0.00 |
| II | ii. Individual shareholders holding nominal share capital in excess of Rs. 1 lakh. | 29 | 10,53,765 | 10,28,765 | 24.504 | 24.50 | 0 | 0.00 |
| (c) | Qualified Foreign Investor | 0 | 0 | 0 | 0.000 | 0.00 | 0 | 0.00 |
| (d) | Any Other (specify) | 0 | 0 | 0 | 0.000 | 0.00 | 0 | 0.00 |
| (d-i) | Clearing member | 1 | 2,500 | 2500 | 0.058 | 0.06 | 0 | 0.00 |
| (d-ii) | | | | | | | | |
| | Sub-Total (B)(2) | 267 | 43,00,300 | 4142580 | 100.00 | 100.00 | 0 | 0.00 |
| (B) | Total Public Shareholding (B)= (B)(1)+(B)(2) | 267 | 43,00,300 | 4142580 | 100.00 | 100.00 | 0 | 0.00 |
| | TOTAL (A)+(B) | 267 | 43,00,300 | 4142580 | 100.00 | 100.00 | 0 | 0.00 |
| (C) | Shares held by Custodians and against which Depository Receipts have been issued | | | | | | | |
| 1 | Promoter and Promoter Group | 0 | 0 | 0 | 0 | 0 | 0 | 0.00 |
| 2 | Public | 0 | 0 | 0 | 0 | 0 | 0 | 0.00 |
| | Sub-Total (C) | 0 | 0 | 0 | 0 | 0 | 0 | 0.00 |
| | GRAND TOTAL (A)+(B)+(C) | 267 | 43,00,300 | 4142580 | 100 | 100.00 | 0 | 0.00 |



| Sr.No | Notes |
|-------|-------|
| 1 | |
| 2 | |
| 3 | |
| 4 | |
| 5 | |
| 6 | |
| 7 | |
| 8 | |
| 9 | |



(I)(d) Statement showing details of locked-in shares

| Sr. No. | Name of the shareholder | Number of locked-in shares | Locked-in shares as a percentage of total number of shares {i.e., Grand Total (A)+(B)+(C) indicated in Statement at para (I)(a) above} |
|--------------|-------------------------|----------------------------|--|
| 1 | NIL | 0 | 0.00 |
| | | | |
| | | | |
| | | | |
| | | | |
| TOTAL | | - | 0.00 |



(II)(a) Statement showing details of Depository Receipts (DRs)

| Sr. No. | Type of outstanding DR (ADRs, GDRs, SDRs, etc.) | Number of outstanding DRs | Number of shares underlying outstanding DRs | Shares underlying outstanding DRs as a percentage of total number of shares {i.e., Grand Total (A)+(B)+(C) indicated in Statement at para (I)(a) above} |
|--------------|--|------------------------------|--|--|
| 1 | NIL | 0 | 0 | 0.00 |
| | | | | |
| | | | | |
| | | | | |
| | | | | |
| TOTAL | | 0 | 0 | 0.00 |



