


## Introductory sub-table (I)(a)

Name of the Company: SHIVOM INVESTMENT AND CONSULTANCY LIMITED				
Scrip Code :17099 , Name of the scrip : class of security: EQUITY				
Quarter ended: 30th June, 2011				
Partly paid-up shares:-		No. of partly paid-up shares	As a % of total no. of partly paid-up shares	As a % of total no. of shares of the company
Held by promoter/promoter group		0	0	0
Held by public		0	0	0
	Total	0	0	0
Outstanding convertible securities:-		No. of outstanding securities	As a % of total no. of outstanding convertible securities	As a % of total no. of shares of the company, assuming full conversion of the convertible securities
Held by promoter/promoter group		0	0	0
Held by public		0	0	0
	Total	0	0	0
Warrants:-		No. of warrants	As a % of total no. of warrants	As a % of total no. of shares of the company, assuming full conversion of warrants
Held by promoter/promoter group		0	0	0
Held by public		0	0	0
	Total	0	0	0
Total paid-up capital of the company, assuming full conversion of warrants and convertible securities		4,30,03,000		100




**Statement Showing Shareholding Pattern**

Category code	Category of Shareholder	Number of Shareholders	Table (I)(a)		Total shareholding as a percentage of total number of shares		Shares Pledged or otherwise encumbered	
			Total number of shares	Number of shares held in dematerialized form	As a percentage of (A+B) <sup>1</sup>	As a percentage of (A+B+C)	Number of shares	As a percentage
			(IV)	(V)	(VI)	(VII)	(VIII)	(IX) = (VIII)/(IV)*100
(A)	<b>Shareholding of Promoter and Promoter Group<sup>2</sup></b>							
1	<b>Indian</b>							
(a)	Individuals/ Hindu Undivided Family	0	-	0	0.00	0.00	0	#DIV/0!
(b)	Central Government/ State Government(s)	0	0	0	0.00	0.00	0	0.00
(c)	Bodies Corporate	0	-	0	0.00	0.00	0	0.00
(d)	Financial Institutions/ Banks	0	0	0	0.00	0.00	0	0.00
(e)	Any Others(Specify)	0	0	0	0.00	0.00	0	0.00
(e-i)		0	0	0	0.00	0.00	0	0.00
(e-ii)		0	0	0	0.00	0.00	0	0.00
	<b>Sub Total(A)(1)</b>	<b>0</b>	<b>0</b>	<b>0</b>	<b>0.00</b>	<b>0.00</b>	<b>0</b>	<b>#DIV/0!</b>
2	<b>Foreign</b>							
a	Individuals (Non-Residents Individuals/ Foreign Individuals)	0	0	0	0.00	0.00	0	0.00
b	Bodies Corporate	0	0	0	0.00	0.00	0	0.00
c	Institutions	0	0	0	0.00	0.00	0	0.00
d	Qualified Foreign Investor	0	0	0	0.00	0.00	0	0.00
e	Any Others(Specify)	0	0	0	0.00	0.00	0	0.00
e-i		0	0	0	0.00	0.00	0	0.00
e-ii								
	<b>Sub Total(A)(2)</b>	<b>0</b>	<b>0</b>	<b>0</b>	<b>0.00</b>	<b>0.00</b>	<b>0</b>	<b>0.00</b>
	<b>Total Shareholding of Promoter and Promoter Group (A)= (A)(1)+(A)(2)</b>	<b>0</b>	<b>-</b>	<b>0</b>	<b>0.00</b>	<b>0.00</b>	<b>0</b>	<b>#DIV/0!</b>
(B)	<b>Public shareholding</b>							
I	<b>Institutions</b>							
(a)	Mutual Funds/ UTI	0	0	0	0.00	0.00	0	0.00
(b)	Financial Institutions/ Banks	0	0	0	0.00	0.00	0	0.00
(c)	Central Government/ State Government(s)	0	0	0	0.00	0.00	0	0.00
(d)	Venture Capital Funds	0	0	0	0.00	0.00	0	0.00
(e)	Insurance Companies	0	0	0	0.00	0.00	0	0.00
(f)	Foreign Institutional Investors	0	0	0	0.00	0.00	0	0.00
(g)	Foreign Venture Capital Investors	0	0	0	0.00	0.00	0	0.00
(h)	Qualified Foreign Investor	0	0	0	0.00	0.00	0	0.00
(i)	Any Other (specify)	0	0	0	0.00	0.00	0	0.00
(i-ii)		0	0	0	0.00	0.00	0	0.00
(i-ii)		0	0	0	0.00	0.00	0	0.00
	<b>Sub-Total (B)(1)</b>	<b>0</b>	<b>0</b>	<b>0</b>	<b>0.00</b>	<b>0.00</b>	<b>0</b>	<b>0.00</b>
B 2	<b>Non-institutions</b>							
(a)	Bodies Corporate	91	26,17,265	25,30,545	60.862	60.86	0	0.00
(b)	Individuals							
I	Individuals -i. Individual shareholders holding nominal share capital up to Rs 1 lakh	148	6,08,863	5,62,863	14.159	14.16	0	0.00
II	ii. Individual shareholders holding nominal share capital in excess of Rs. 1 lakh.	29	10,71,865	10,46,865	24.925	24.93	0	0.00
(c)	Qualified Foreign Investor	0	-	0	0.000	0.00	0	0.00
(d)	Any Other (specify)	0	-	0	0.000	0.00	0	0.00
(d-i)	Clearing member	2	2,307	2307	0.054	0.05	0	0.00
(d-ii)		0	-	0				
	<b>Sub-Total (B)(2)</b>	<b>270</b>	<b>43,00,300</b>	<b>4142580</b>	<b>100.00</b>	<b>100.00</b>	<b>0</b>	<b>0.00</b>
(B)	<b>Total Public Shareholding (B)= (B)(1)+(B)(2)</b>	<b>270</b>	<b>43,00,300</b>	<b>4142580</b>	<b>100.00</b>	<b>100.00</b>	<b>0</b>	<b>0.00</b>
	<b>TOTAL (A)+(B)</b>	<b>270</b>	<b>43,00,300</b>	<b>4142580</b>	<b>100.00</b>	<b>100.00</b>	<b>0</b>	<b>0.00</b>
(C)	<b>Shares held by Custodians and against which Depository Receipts have been issued</b>							
1	Promoter and Promoter Group	0	0	0	0	0.00	0	0.00
2	Public	0	0	0	0	0.00	0	0.00
	<b>Sub-Total (C)</b>	<b>0</b>	<b>0</b>	<b>0</b>	<b>0</b>	<b>0</b>	<b>0</b>	<b>0.00</b>
	<b>GRAND TOTAL (A)+(B)+(C)</b>	<b>270</b>	<b>43,00,300</b>	<b>4142580</b>	<b>100</b>	<b>100.00</b>	<b>0</b>	<b>0.00</b>



Sr.No	Notes
1	
2	
3	
4	
5	
6	
7	
8	
9	



(1)(b) Statement showing holding of securities (including shares, warrants, convertible securities) of persons belonging to the category "Promoter and Promoter Group"

Sr. No.	Name of the shareholder	Details of Shares held		Encumbered shares (*)		Details of warrants		Details of convertible securities		Total shares (including underlying full conversion of warrants and convertible securities) as a % of diluted share capital
		No. shares held	As a % of grand total (A)+(B)+(C)	No.	As a percentage	As a % of grand total (A)+(B)+(C) of sub-clause (D)(a)	Number of warrants held	As a % total number of warrants of the same class	Number of convertible securities held	
(i)	(ii)	(iii)	(iv)	(v)	(vi) = (v)/(iii)*100	(vii)	(viii)	(ix)	(x)	(xi)
<b>TOTAL</b>		-	0.00	0	0.00	0.00	0	0.00	0	0.00

(\*) The term "encumbrance" has the same meaning as assigned to it in regulation 28(3) of the SAST Regulations, 2011




(1)(c)(i) Statement showing holding of securities (including shares, warrants, convertible securities) of persons belonging to the category "Public" and holding more than 1% of the total number of shares

Sr. No.	Name of the shareholder	Number of shares held	Shares as a percentage of total number of shares i.e., Grand Total (A)+(B)+(C) indicated in Statement at para (I)(a) above)	Details of warrants		Details of convertible securities		Total shares (including underlying shares assuming full conversion of warrants and convertible securities) as a % of diluted share capital
				Number of warrants held	As a % total number of warrants of the same class	Number of convertible securities held	% w.r.t total number of convertible securities of the same class	
1	ARMAAN TRADE LINK PRIVATE LIMITED	2,37,950	5.533					5.533
2	DUKE CHEMICALS (P) LTD	81,000	1.884					1.884
3	GANAPATI PAPER DISTRIBUTOR PRIVATE LIMIT	1,62,500	3.779					3.779
4	HANDSOME MERCHANTS PRIVATE LIMITED	52,000	1.209					1.209
5	MATRIBHUMI COMMERCE PRIVATE LIMITED	63,175	1.469					1.469
6	MAYANK VINIMAY PRIVATE LIMITED	94,100	2.188					2.188
7	MOHAN GRAPHITE PRIVATE LIMITED	1,60,950	3.743					3.743
8	MURLI TIE- UP PRIVATE LIMITED	58,600	1.363					1.363
9	NAKSHATRA COMMERCIAL PRIVATE LIMITED	1,12,900	2.625					2.625
10	SRG TRADING PRIVATE LIMITED	1,50,000	3.488					3.488
11	SRI KRISHNA CLOTH MERCHANTS PRIVATE LIMITED	1,64,701	3.830					3.830
12	SRUJAN VYAPAR PVT LTD	1,41,460	3.290					3.290
13	SUTANUTI DISTRIBUTORS PRIVATE LIMITED	1,76,500	4.104					4.104
14	TRUSTWORTHY VINYOG PVT LTD	56,500	1.314					1.314
15	SWADESH GOODS PRIVATE LIMITED	79,700	1.853					1.853
15	VASUNDHARA MERCHANTS PRIVATE LIMITED	1,18,600	2.758					2.758
16	YASH MERCHANT PRIVATE LIMITED	1,46,400	3.404					3.404
17	ANIL KUMAR AGARWAL	52,500	1.221					1.221
18	MANISH KUMAR AGARWAL	50,000	1.163					1.163
19	MOHAN KUMAR SINGH	1,46,600	3.409					3.409
20	RAJENDRA PRASAD SHAH	87,500	2.035					2.035
21	RAJESH KEDIA	1,19,465	2.778					2.778
22	SHREEGOPAL SARAFF	1,84,200	4.283					4.283
		26,97,301	62.724	0	0.00	0	0.00	62.724
	TOTAL			0	0.00	0	0.00	62.724



**(I)(c)(ii) Statement showing holding of securities (including shares, warrants, convertible securities) of persons (together with PAC) belonging to the category "Public" and holding more than 5% of the total number of shares of the company**

Sr. No.	Name(s) of the shareholder(s) and the Persons Acting in Concert (PAC) with them	Number of shares	Shares as a percentage of total number of shares {i.e., Grand Total (A)+(B)+(C) indicated in Statement at para (I)(a) above}	Details of warrants		Details of convertible securities		Total shares (including underlying shares assuming full conversion of warrants and convertible securities) as a % of diluted share capital
				Number of warrants	As a % total number of warrants of the same class	Number of convertible securities held	% w.r.t total number of convertible securities of the same class	
	1 ARMAAN TRADE LINK PRIVATE LIMITED	2,37,950	5.533					5.533
					0.00	0.00	0.00	5.53
	<b>TOTAL</b>	<b>2,37,950</b>	<b>5.53</b>	<b>0.00</b>	<b>0.00</b>	<b>0.00</b>	<b>0.00</b>	<b>5.53</b>



**(I)(d) Statement showing details of locked-in shares**

Sr. No.	Name of the shareholder	Number of locked-in shares	Locked-in shares as a percentage of total number of shares {i.e., Grand Total (A)+(B)+(C) indicated in Statement at para (I)(a) above}
		-	0.00
<b>TOTAL</b>			







(II)(b) Statement showing holding of Depository Receipts (DRs), where underlying shares held by "promoter/promoter group" are in excess of 1% of the total number of shares

Sr. No.	Name of the DR Holder	Type of outstanding DR (ADRs, GDRs, SDRs, etc.)	Number of shares underlying outstanding DRs	Shares underlying outstanding DRs as a percentage of total number of shares {i.e., Grand Total (A)+(B)+(C) indicated in Statement at para (I)(a) above}
	NIL	0	0	0.00
			0	0.00
	<b>TOTAL</b>			

